

MOGENS
KOCH

GETAMA[®]

Produced in Denmark since 1899



MOGENS KOCH (1898 – 1992)

Mogens Koch blev uddannet som bygningsarkitekt fra det Kongelige Danske Kunstakademi i 1925. I perioden indtil 1932 arbejdede han som assistent hos arkitekt og møbelarkitekt Kaare Klint. Mogens Koch arbejdede ligeledes med andre arkitekter som Carl Petersen og Ivar Bendtsen, indtil han åbnede egen tegnestue i 1934. I årene 1950 – 1968 var Mogens Koch ansat som professor i restaurering ved Kunstakademiets Arkitektskole.

Mogens Kochs møbler er altid blevet tegnet til en specifik opgave. Der findes ikke et eneste møbel i porteføljen, som blot er tegnet for fornøjelsens skyld eller som et kunstnerisk manifest.

Mogens Kochs aftryk i den danske designhistorie er klart og tydeligt med fokus på det praktiske og funktionelle, og altid løst optimalt i forhold til den beskrevne opgave.

En reol bygget til bøger Reolserien MK-54 – MK-120

Da den nygifte Mogens Koch i 1927 flyttede ind i det lille nyopførte rækkehus på Hulgårdsvej, havde Koch brug for nogle reoler til sin store bogsamling. Datidens reoler var upraktiske i format og udformning, så der måtte tænkes nyt. Forud for arbejdet med reolen lavede Koch en grundig opmåling af bøgernes højder, der således dannede grundlag for reolens størrelse og inddeling.

Grundelementet i byggereolsystemet er en vendbar, kvadratisk modul opdelt med spinkle faste skillerum, placeret således, at der fremkommer 3 forskellige rum højder. Pladsspillet bliver således mindst muligt.

I 1928 blev den første tegning af reolen lavet som målte 76x76x27,5 cm. I 1930 blev det første eksemplar udført af Rud Rasmussens Snedkerier. Byggereolsystemet var født og sidenhen sat i produktion i 1932. Skabene er tegnet i 1946.

Mogens Koch modtog i 1991 den prestigefyldte ID Klassikerprisen for hele reolserien.

MOGENS KOCH (1898 – 1992)

Mogens Koch received his architectural training at the Royal Danish Academy of Fine Arts, graduating in 1925. He then worked as an assistant to the architect and furniture designer Kaare Klint until 1932. He also worked with other architects, Carl Petersen and Ivar Bentzen among them, until he opened his own architectural office in 1934. From 1950 to 1968 Mogens Koch was Professor of Architectural Restoration at the Academy of Fine Arts.

All of Mogens Koch's furniture was designed for some specific project. Not a single item in his portfolio was designed impulsively or as a design manifesto.

Mogens Koch's impact on Danish design history is clear and unassailable, with focus on function and practicality, and always providing optimal solutions to the task at hand.

A bookcase designed for books Bookcase MK-54 – MK-120

When newlywed Mogens Koch moved into a small, newly built row house on Hulgårdsvej, in 1927, he needed some bookshelves for his large library. At that time, the available options were impractical, being bulky and requiring too much space; innovative thinking was required. Before he began work on the actual design of the new shelving, Mogens Koch thoroughly measured the dimensions of books, and these measurements became the basis for the overall size and subdivisions of the bookcases.

The basic element in the modular bookcase system is a rotatable square, which is subdivided into spaces by slim, fixed interior partitions, placed to provide three different section heights. Wasted space is thus minimized.

In 1928 Mogens Koch made the first drawing of the bookcase, which measures 76 x 76 x 27.5 cm. In 1930 the first example was produced by the furniture makers Rud Rasmussens Snedkerier. The modular bookcase system was born, and subsequently put into production in 1932. The modular cupboard for the system were designed in 1946.

In 1991, Mogens Koch received the prestigious ID Classic Award for the entire modular shelving series.





MK-54-55-56-66-67-68-68A-73

Reolseriens detaljer


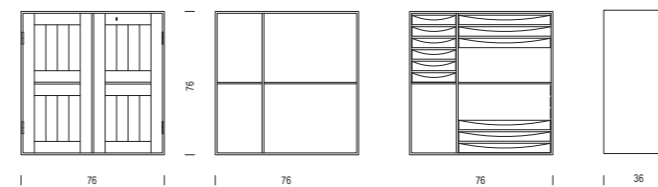

Skabe og reoler er udført af massivt træ og samlet i hjørnerne med synlige sinker. Skabslågerne er profilerede og konstrueret som rammer med fyldinger af tynde, kantfasede stave, der er notede indbyrdes og i rammerne.

Reolerne og skabene kan indrettes med hylder, bakker og løse skillerum. Reolseriens muligheder er mange og kan kombineres til næsten uanede formål, i den lille såvel som store stue, på kontoret og i køkkenet som køkkenskabe eller som skænk.

The details of the cabinets

The cabinets are crafted in solid wood. Like the bookcases they are fitted with visible dovetail jointed corners. The profiled cabinet doors are constructed as frames with midsections made of thin, bevel-edged slats that are tongue-and-groove fitted to each other and to the inside of the frames.

Both the bookcases and the cabinets can be furnished with shelves, trays, and separate partitions. The modular bookcase system is highly versatile and can be combined in an unlimited number of ways to serve multiple purposes in the small or large living room, in the office, or in the kitchen as cupboards or as a sideboard.

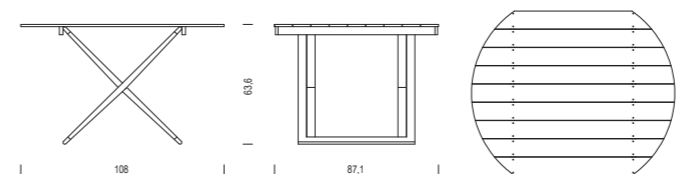





MK-23

Ambassadebordet er tegnet til den danske ambassade i Washington på opfordring af Finn Juhl i 1960. Finn Juhl stod for indretningen af ambassaden og ønskede at anvende Foldestolen rundt om et bord, som så blev Ambassadebordet. Bordet er designet, så der nemt kan stå flere borde i forlængelse af hinanden. MK-23 kan ligeledes klappes sammen, og holdes samlet af to læderstropper.

The Embassy table was designed in 1960 for the Danish Embassy in Washington at the behest of Finn Juhl. He was in charge of the interior decorating at the embassy and wanted a table to accompany the Folding chairs. This is how the Embassy table was created. The design of the table makes it easy to arrange several tables in a row. MK-23 can even be folded and locked with two leather straps.





MK-16

Kirkestolen der skrev sig ind i historien som tidsløst design

Foldestolen blev til i 1932 ved en konkurrence som suppleringsstole til kirker. Foldestolen blev senere vist på Snedkerlaugets Møbeludstilling i 1938. I et 70 års interview udtaler Mogens Koch til Malin Lindgren: "Og Foldestolen er fra 1932 og oprindelig tænkt som brudestol i stedet for de store renæssance- og barokefterligninger, man fandt i mange kirker."

MK-28 Barnebarnsstolen

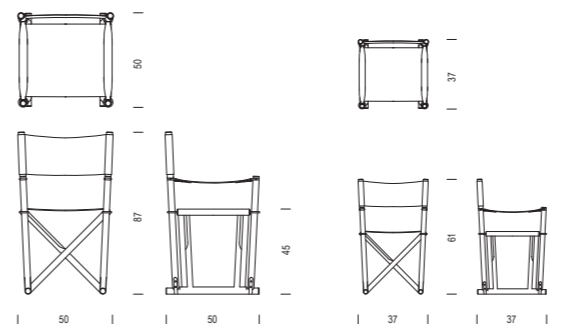
Udgaven i børnestørrelse fik navnet Barnebarnsstolen, da den ofte var for dyr for forældrene at købe, mens det var mere overkommeligt for bedsteforældrene. Den er fra 1960. Mogens Koch familien har en tradition med at give Barnebarnsstolen som dåbsgave til børnebørn, og når de runder de 18 år, er det tid til den store Foldestol.

The church chair that wrote itself into history as timeless design

The Folding chair was created in 1932 for a supplemental church seating contest. Years later, in 1938, the chair was exhibited at the Furniture Fair of Snedkerlauget (The Danish Cabinetmakers' Guild). At the age of 70, Mogens Koch said the following to Malin Lindgren during an interview: "And the Folding Chair is from 1932 and was originally designed as a bridal chair instead of the large renaissance and baroque copies one often sees in churches."

MK-28 Grandchild Chair

The children's version of the chair was named the Grandchild Chair because it was typically too expensive for parents to buy, whereas grandparents could more easily afford it. The chair is from 1960. The Mogens Koch family have a tradition of giving the Grandchild Chair as a christening gift to grandchildren. When they turn 18, it is time for them to receive the big Folding chair. og når de runder de 18 år, er det tid til den store Foldestol.





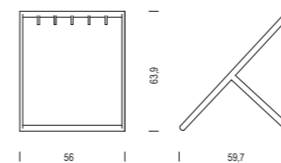
MK-76

På rad og række

Stativet til opbevaring af MK-16 er tegnet i 1963, og holder styr på op til 6 foldestole.

All lined up

The storage rack for MK-16 was designed in 1963 and keeps track of up to six folding chairs.





MK-30

Et supplement til Foldestolen

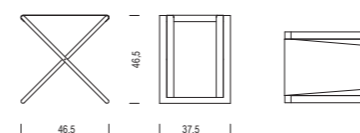
Foldetabureten, som blev tegnet i 1960, er et supplement til Foldestolen. Foldetabureten er fremstillet i egetræ og leveres betrukket med enten læder eller lærred i neutrale farver. Hver enkelt taburet er udstyret med en messingplade med navnene på såvel designeren som fabrikanten.

Når tabureten ikke er i brug, kan den ved hjælp af en læderstrop monteret på en af tværstængerne hænges op på en vægmonteret messingknage. Knagen leveres sammen med tabureten.

A supplement to the Folding Chair

The Folding Stool was designed in 1960 as a supplement to the Folding Chair. The Folding Stool is made of oak and upholstered in either leather or canvas in neutral colors. Each stool has an engraved brass plate bearing the names of the designer and the manufacturer.

The stool is fitted with a leather strap that is mounted on one of the crossbars. When not in use, the stool can be hung on a brass hook that is screwed into the wall. The brass hook comes with the stool.





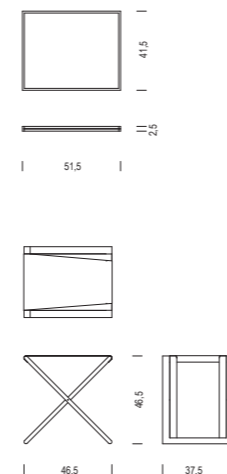
MK-48 Bakke / Tray to accompany the Folding Stool

Et vendbart supplement

For at gøre MK-30 Foldetabureten endnu mere multi-funktionel designede Mogens Koch i 1983 en bakke, så man kan konvertere tabureten til et lille bord til indendørs eller udendørs brug. Den vendbare bakke fremstilles også i egetræ og har en lamineret overflade i 1960ernes typiske farver på den ene side og enkelt hvid på den anden.

A convertible supplement

To add to the multifunctionality of the stool, Mogens Koch designed a tray in 1983. This way, you can convert the stool into a small table for indoor or outdoor use. The reversible tray is also made of oak and has a laminated surface in popular colors of the 1960s on one side and plain white on the other.





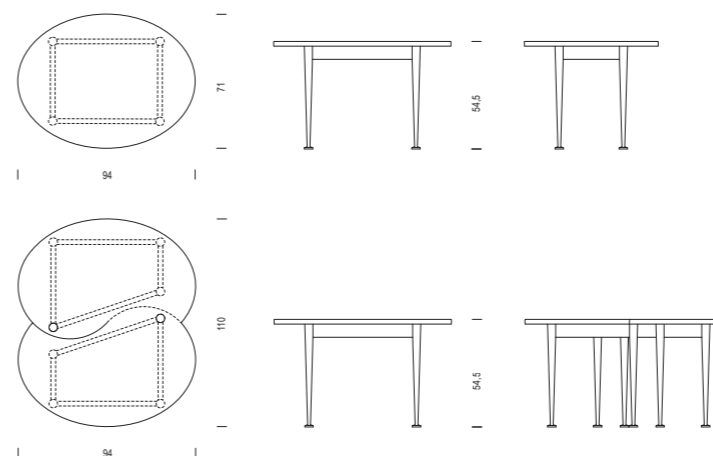
MK-9 Yin Yang, MK-102

MK-9 "Yin Yang" bordet et tegnet i 1952 og vist første gang på Snedkerlaugets udstilling samme år. Bordet blev blot fremstillet i 3 sæt (det ene har tegnestuen, et andet er på Design Museum Danmark og det sidste fortoner sig i, at det skulle være blevet erhvervet af det svenske kongehus). Bordene blev dengang udført i finér af mahogni og palisander. Bordet er opstået ud fra Mogens Kochs store passion for matematik. Begge bordplader består hver især af to cirkelslag – et indre og et ydre, og når bordpladerne griber ind i hinanden, opstår faconen med reference til Yin Yang symbolet. Den opdaterede model er udført i massiv eg.

MK-102 er opstået som en parafrase over "Yin Yang" Bordet. Konstrueret over samspillet mellem de to cirkelslag af "Yin Yang" Bordet. Bordets form er ovalt.

The MK-9 "Yin Yang" Table was designed in 1952. The same year it was presented for the very first time at the exhibit of the Copenhagen Carpenters' Guild. The table was only produced in three editions (one belongs to the design studio, one can be found at Designmuseum Denmark, and one is believed to have been acquired by the Swedish Royal Family). The three originals were made of mahogany and palisander veneer. The table is inspired by Mogens Koch's great passion for mathematics. There are two table tops, each of which represents two circles – an inner circle and an outer circle. When you join the two table tops they form a clear reference to the Yin Yang symbol. The updated version of the table is made of solid oak.

MK-102 is a restatement – a paraphrase – of the "Yin Yang" Table. Its design is based on the interplay between the "Yin Yang" Table's two circles. The table is elliptical.





MK-83, MK-84, MK-85, MK-86

Når geometrien bliver til design

MK Billedrammerne er én del af Mogens Kochs reolsystem, og målene på rammerne går op i målene på dette system. Billedrammerne er tegnet i 1938 og revideret 1952. Billedrammerne fås i 4 forskellige vendbare størrelser.

MK-83 ramme 101,2 x 76 cm., MK-84 ramme 50,6 x 76 cm., MK-85 ramme 38 x 50,6 cm og MK-86 ramme 25,3 x 38 cm.

Mogens Koch modtog i 1991 ID Klassikerprisen for hele MK-reolsystemet.

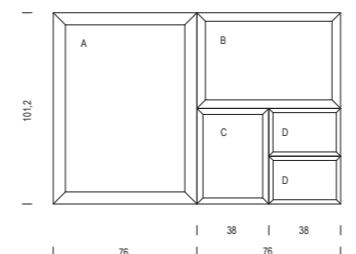
Rammerne udføres i både eg og valnød.

When geometry becomes design

The MK Picture Frames are part of Mogens Koch's bookcase system. The frame dimensions match the dimensions of the bookcases. The frames were designed in 1938 and modified in 1952. They are reversible and available in four different sizes.

MK-83 frame (101.2 x 76 cm), MK-84 frame (50.6 x 76 cm), MK-85 frame (38 x 50.6 cm) and MK-86 frame (25.3 x 38 cm).

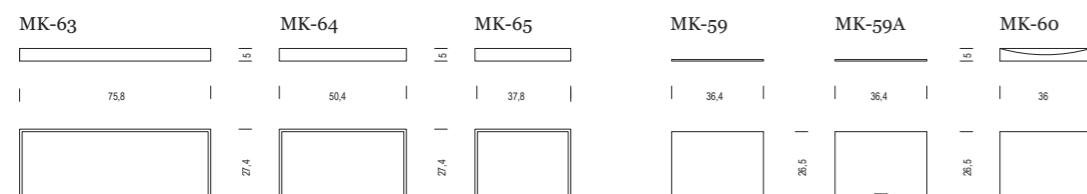
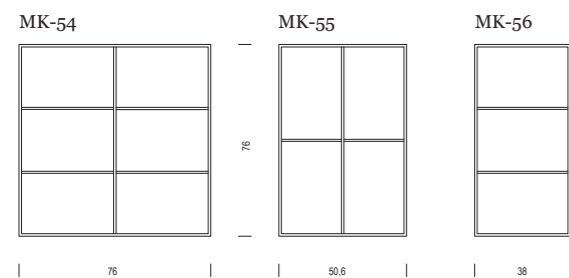
In 1991, Mogens Koch received the "ID Klassikerprisen" (the Danish Design Centre's award for good industrial design) for his entire bookcase system. The picture frames are made of oak and walnut.



Design: Mogens Koch

MK REOL

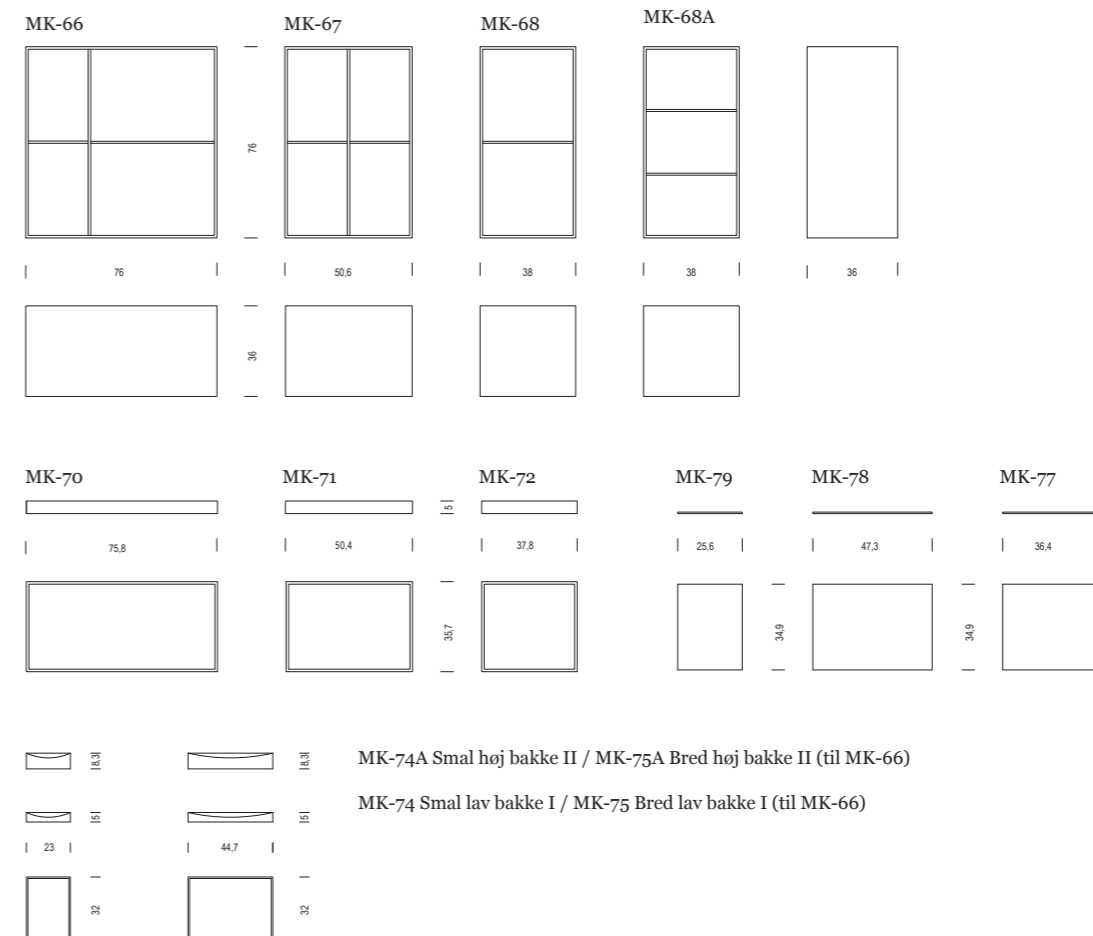
MK-54	Reol 76 x 76 x 27,7 cm	Eg usynlig lak, sæbe, olie eller sort
MK-55	2/3 Reol 50,6 x 76 x 27,7 cm	Eg usynlig lak, sæbe, olie eller sort
MK-56	1/2 Reol 38 x 76 x 27,7 cm	Eg usynlig lak, sæbe, olie eller sort
MK-59	Hylde 36,4 x 0,9 x 26,5 cm	Eg usynlig lak, sæbe, olie eller sort
MK-59A	Hylde med indslag 36,4 x 0,9 x 26,5 cm	Eg usynlig lak, sæbe, olie eller sort
MK-60	Bakke 36 x 5 x 26,5 cm	Ahorn lak
MK-63	Sokkel I 75,8 x 5 x 27,4 cm	Eg usynlig lak, sæbe, olie eller sort
MK-64	2/3 Sokkel I 50,4 x 5 x 27,4 cm	Eg usynlig lak, sæbe, olie eller sort
MK-65	1/2 Sokkel I 37,8 x 5 x 27,4 cm	Eg usynlig lak, sæbe, olie eller sort



Design: Mogens Koch

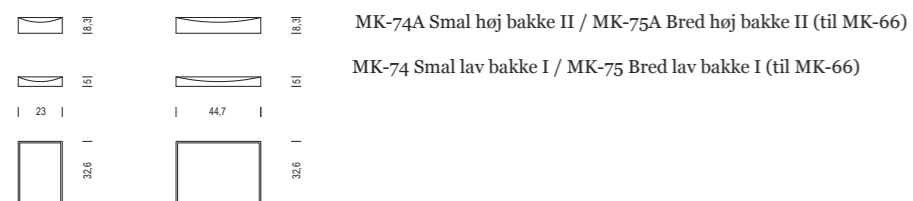
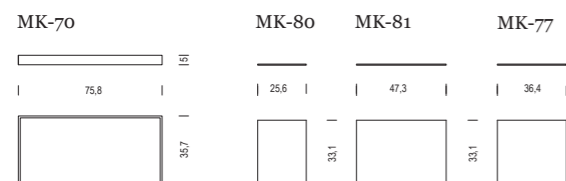
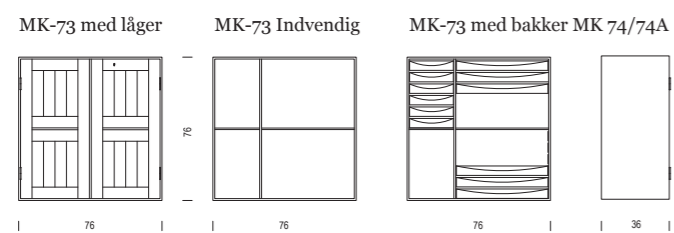
MK REOL / DYB

MK-66	Dyb Reol 76 x 76 x 36 cm	Eg usynlig lak, sæbe, olie eller sort
MK-67	2/3 Dyb Reol 50,6 x 76 x 36 cm	Eg usynlig lak, sæbe, olie eller sort
MK-68	1/2 Dyb Reol 38 x 76 x 36 cm - m/1 hylde	Eg usynlig lak, sæbe, olie eller sort
MK-68A	1/2 Dyb Reol 38 x 76 x 36 cm - m/2 hylder	Eg usynlig lak, sæbe, olie eller sort
MK-79	Hylde III 25,6 x 0,9 x 34,9 cm	Eg usynlig lak, sæbe, olie eller sort
MK-78	Hylde IV 47,3 x 0,9 x 34,9 cm	Eg usynlig lak, sæbe, olie eller sort
MK-77	Hylde V 0,9 x 36,4 x 34,9 cm	Eg usynlig lak, sæbe, olie eller sort
MK-74	Smal lav bakke I 23 x 5 x 32,6 cm	Ahorn lak
MK-74A	Bred lav bakke II 44,7 x 5 x 32,6 cm	Ahorn lak
MK-75	Smal høj bakke I 23 x 8,3 x 32,6 cm	Ahorn lak
MK-75A	Bred høj bakke II 44,7 x 8,3 x 32,6 cm	Ahorn lak
MK-70	Sokkel II 75,8 x 5 x 35,7 cm	Eg usynlig lak, sæbe, olie eller sort
MK-71	2/3 Sokkel II 50,4 x 5 x 35,7 cm	Eg usynlig lak, sæbe, olie eller sort
MK-72	1/2 Sokkel II 37,8 x 5 x 35,7 cm	Eg usynlig lak, sæbe, olie eller sort

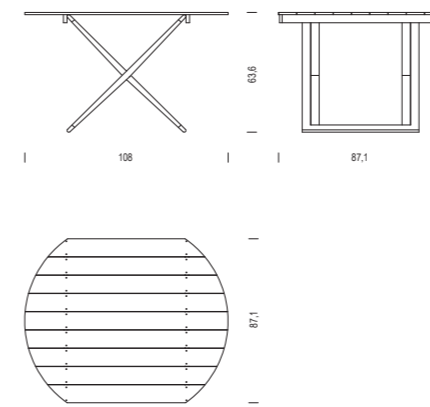


MK SKAB

MK-73	Dyb Reol 76 x 76 x 36 cm	Eg usynlig lak, sæbe, olie eller sort
MK-80	Hylde I 25,6 x 0,9 x 33,1 cm	Eg usynlig lak, sæbe, olie eller sort
MK-81	Hylde II 47,3 x 0,9 x 33,1 cm	Eg usynlig lak, sæbe, olie eller sort
MK-74	Smal lav bakke I 23 x 5 x 32,6 cm	Ahorn lak
MK-74A	Bred lav bakke II 44,7 x 5 x 32,6 cm	Ahorn lak
MK-75	Smal høj bakke I 23 x 8,3 x 32,6 cm	Ahorn lak
MK-75A	Bred høj bakke II 44,7 x 8,3 x 32,6 cm	Ahorn lak
MK-82	Skillevæg til skab 36,4 x 33,1 x 0,9 cm	Eg usynlig lak, sæbe, olie eller sort
MK-70	Sokkel II 75,8 x 5 x 35,7 cm	Eg usynlig lak, sæbe, olie eller sort

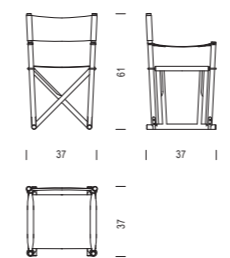


MK-23 AMBASSADEBORD



Eg
usynlig lak,
sæbe el. olie

MK-28 BARNEBARNSTOL

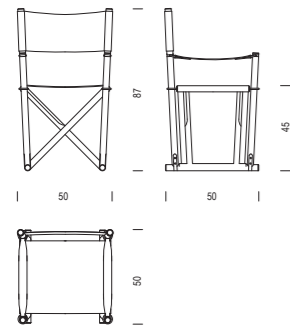


Eg
usynlig lak,
sæbe el. olie
med naturbleget hvid kanvas

Design: Mogens Koch

MK-16 / MK-76

MK-16 FOLDESTOL

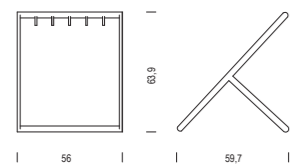


Bøg Eg
usynlig lak, usynlig lak,
sæbe el. olie sæbe el. olie

med naturbleget hvid kanvas

med læder

MK-76 STATIV TIL 6 STOLE



Bøg Eg
usynlig lak, usynlig lak,
sæbe el. olie sæbe el. olie

MK-16 HYNDE

med naturbleget hvid kanvas

med læder

MK-16 UDSKIFTELIGE ARMREMME

Kernelæder

Læder

MK-16 BETRÆK SÆDE/RYG

med naturbleget hvid kanvas

Læder fås i følgende farver:

Sort 301

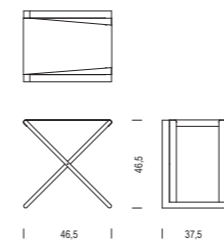
Cognac 307

Rød 332

Lys 325

Design: Mogens Koch

MK-30 FOLDETABURET

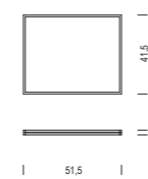


Bøg Eg
usynlig lak, usynlig lak,
sæbe el. olie sæbe el. olie

med naturbleget hvid kanvas

med læder

MK-48 VENDEBAKKE



Bøg Eg
usynlig lak, usynlig lak,
sæbe el. olie sæbe el. olie

med laminat, hvid på den ene side

Design: Mogens Koch

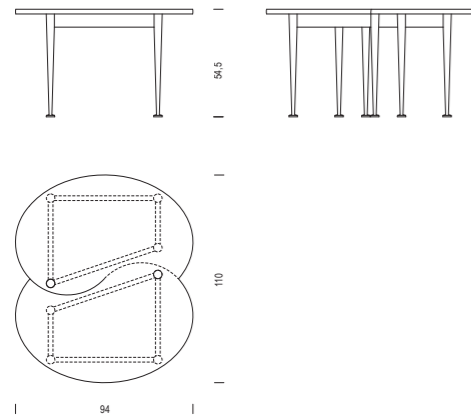
MK-9 & MK-102

MK-9 YING YANG Sofabord 94 x 110 x 54,5 cm (2 stk.) Eg ubehandlet

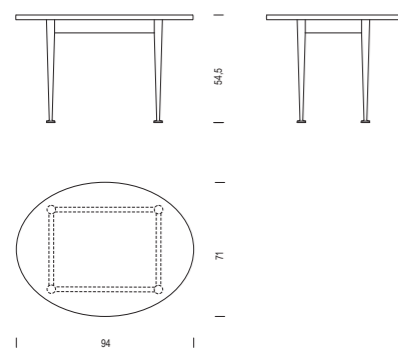
MK-102 Ovalt Sofabord 94 x 71 x 54,5 cm Eg ubehandlet

Tillæg for lak, sæbe, olie eller bejdset

MK-9



MK-102



Design: Mogens Koch

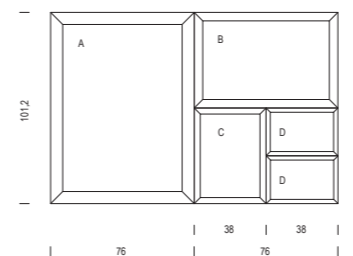
MK-BILLEDGRAMMER

MK-86 Billederamme 38 x 25,3 cm Eg eller valnød, usynlig lak, sæbe, olie

MK-85 Billederamme 38 x 50,6 cm Eg eller valnød, usynlig lak, sæbe, olie

MK-84 Billederamme 76 x 50,6 cm Eg eller valnød, usynlig lak, sæbe, olie

MK-83 Billederamme 76 x 101,2 cm Eg eller valnød, usynlig lak, sæbe, olie




GETAMA®

Holmørkvej 5, DK-9631 Gedsted
Tel.: +45 9864 5300


GETAMA Showroom
Nørre Farimagsgade 13, 1. sal, DK-1364 København K
Tel.: +45 3332 1334 Direkte: + 45 2064 5325 info@getama.dk

www.getama.dk

Følg os

 @getamadanmark

 @getama

 @Getamadanmark